

Word attack strategies to support literacy in D&T

Sarah Pook
June 2021
Final version

© Hampshire County Council




Overview

This document contains...




Word attack strategies to support literacy in D&T

Points to consider when using this resource

Please add and amend as necessary



Word attack strategies to support literacy in D&T

Decoding Strategies 	
<p>X cross check ✓</p> <p>► Did the word you said:</p> <ul style="list-style-type: none"> • look right? • sound right? • make sense? 	<p>s-t-r-e-t-c-h it out</p> <p>► sound out the word s-l-o-w-l-y</p> 
<p>chunk it up</p> <p>► Look for chunks in the word that you may know.</p> <p>fantastic</p>	<p>cover it up</p> <p>► solve one piece at a time</p> 

Word-Attack
Strategies to
support literacy
in D&T

The basics

Word-attack strategies help students decode, pronounce, and understand unfamiliar words. They help students attack words piece by piece or from a different angle. Model and instruct students:

Use Picture Clues

- Look at the picture.
- Are there people, objects, or actions in the picture that might make sense in the sentence?

Sound Out the Word

- Start with the first letter, and say each letter-sound out loud.
- Blend the sounds together and try to say the word. Does the word make sense in the sentence?

Look for Chunks in the Word

- Look for familiar letter chunks. They may be sound/symbols, prefixes, suffixes, endings, whole words, or base words.
- Read each chunk by itself. Then blend the chunks together and sound out the word. Does that word make sense in the sentence?

Connect to a Word You Know

- Think of a word that looks like the unfamiliar word.
- Compare the familiar word to the unfamiliar word. Decide if the familiar word is a chunk or form of the unfamiliar word.
- Use the known word in the sentence to see if it makes sense. If so, the meanings of the two words are close enough for understanding.

Reread the Sentence

- Read the sentence more than once.
- Think about what word might make sense in the sentence. Try the word and see if the sentence makes sense.

Keep Reading

- Read past the unfamiliar word and look for clues.
- If the word is repeated, compare the second sentence to the first. What word might make sense in both?

Use Prior Knowledge


- Think about what you know about the subject of the book, paragraph, or sentence.
- Do you know anything that might make sense in the sentence? Read the sentence with the word to see if it makes sense.

Design and Technology

sarah.pook2@hants.gov.uk

For further details on the full range of services available please contact us using the following details:


Tel: 01962 874820 or email: hias.enquiries@hants.gov.uk



Upcoming Courses

Keep up-to-date with our learning opportunities for each subject through our Upcoming Course pages linked below. To browse the full catalogue of learning offers, visit our new Learning Zone. Full details of how to access the site to make a booking are provided [here](#).

- [English](#)
- [Maths](#)
- [Science](#)
- [Geography](#)
- [RE](#)
- [History](#)
- [Leadership](#)
- [Computing](#)
- [Art](#)
- [D&T](#)
- [Assessment](#)
- [Support Staff](#)
- [SEN](#)



Terms and Conditions

Terms of licence

Moodle+ subscribers are licenced to access and use this resource and have agreed to pay the annual subscription fee. This authority starts when the fee is paid and ends when the subscription period expired unless it is renewed. This file is for personal or classroom use only. By using it, you agree that you will not copy or reproduce this file except for your own personal, non-commercial use. HIAS have the right to modify the terms of this agreement at any time; the modification will be effective immediately and shall replace all prior agreements.

You are welcome to:

- download this resource
- save this resource on your computer
- print as many copies as you would like to use in your school
- amend this electronic resource so long as you acknowledge its source and do not share as your own work.

You may not:

- claim this resource as your own
- sell or in any way profit from this resource
- store or distribute this resource on any other website or another location where others are able to electronically retrieve it
- email this resource to anyone outside your school or transmit it in any other fashion.

