

Reading strategies to support literacy in D&T

Sarah Pook
June 2021
Final version

© Hampshire County Council


Overview

This document contains...

Reading strategies to support literacy in D&T

















Points to consider when using this resource

Please add and amend as necessary



Reading strategies to support literacy in D&T

READING SKILLS

<p>USE BACKGROUND KNOWLEDGE</p> 	<p>ASK QUESTIONS</p> 	<p>IDENTIFY THE AUTHOR'S PURPOSE</p> 	<p>IDENTIFY THE MAIN IDEA</p> 
<p>RECOGNIZE SEQUENCE</p> 	<p>RECOGNIZE CAUSE AND EFFECT</p> 	<p>MAKE INFERENCES</p> 	<p>MAKE PREDICTIONS</p> 
<p>SUMMARIZE</p> 	<p>DISTINGUISH BETWEEN FACT AND OPINION</p> 	<p>FIND FACTS AND DETAILS</p> 	<p>RECOGNIZE COMPARE AND CONTRAST</p> 
<p>MAKE CONNECTIONS</p> 	<p>VISUALIZE</p> 	<p>REREAD FOR CLARITY</p> 	<p>ADJUST YOUR PACING</p> 

THE CLASSROOM

Reading Strategies to support literacy in D&T

The basics

Reading is not just pronouncing words—it requires understanding. Most experienced readers use a variety of strategies to understand text. Research has shown that teachers can, and should, teach these strategies to readers. The following strategies can help students understand any text in any subject.

- Make Predictions
- Visualize
- Ask and Answer Questions
- Retell and Summarize
- Connect the Text to Life Experiences, Other Texts, or Prior Knowledge

Make Predictions

Predictions encourage active reading and keep students interested, whether or not the predictions are correct. Incorrect predictions can signal a misunderstanding that needs to be revisited. Instruct students:

- Look at the pictures, table of contents, chapter headings, maps, diagrams, and features. What subjects are in the book?
- Write down predictions about the text. During reading, look for words or phrases from those predictions.
- While reading, revise the predictions or make new ones.

Visualise

Many students think visually, using shapes, spatial relationships, movement, and colours, and can benefit greatly from this strategy. Instruct students:

- Imagine a fiction story taking place as if it were a movie. Imagine the characters' features. Picture the plot in time and space.
- Imagine processes and explanations happening visually. Use nouns, verbs, and adjectives to create pictures, diagrams, or other mental images.
- Use graphic organizers to lay out information. Make sketches or diagrams on scrap paper.

Ask and answer questions

Having students form their own questions helps them recognize confusion and encourages active learning. Instruct students:

- Before reading, think about the subject based on the title, chapter heads, and visual information. Make note of anything you are curious about.
- While reading, pause and write down any questions. Be sure to ask questions if there is confusion.
- Look for the answers while reading. Pause and write down the answers.
- Were all the questions answered? Could the answers come from other sources?

Retell and Summarize

Relating the text in students' own words clears up language issues. Retelling challenges them to aim for complete retention. Summarization allows students to discriminate between main ideas and minor details. Instruct students:

- During reading, note the main ideas or events. Put a check mark in the book or write a note to point out a main idea.
- At the ends of chapters or sections, review the information or story. Note main ideas or events and the details that support them.
- After reading, retell or summarize the text. Focus on the important points, and support them with relevant details.
- Refer to the book to check the retelling or summarization.

Connect the Text to Life Experiences, Other Texts, or Prior Knowledge

Connecting a text to students' experiences and knowledge helps students personalize the information. It also helps students remember information when they link it to their lives. Instruct students:


- Is the subject familiar? Do the characters resemble familiar people? Have you learned about the concept from school, home, or other experiences?
- Is the style or genre familiar? Does it resemble other texts? Television shows, movies, and games can be considered "texts."
- Write down similarities between the current text and experiences, knowledge, or other texts.

Design and Technology

sarah.pook2@hants.gov.uk

For further details on the full range of services available please contact us using the following details:


Tel: 01962 874820 or email: hias.enquiries@hants.gov.uk



Upcoming Courses

Keep up-to-date with our learning opportunities for each subject through our Upcoming Course pages linked below. To browse the full catalogue of learning offers, visit our new Learning Zone. Full details of how to access the site to make a booking are provided [here](#).

- [English](#)
- [Maths](#)
- [Science](#)
- [Geography](#)
- [RE](#)
- [History](#)
- [Leadership](#)
- [Computing](#)
- [Art](#)
- [D&T](#)
- [Assessment](#)
- [Support Staff](#)
- [SEN](#)



Terms and Conditions

Terms of licence

Moodle+ subscribers are licenced to access and use this resource and have agreed to pay the annual subscription fee. This authority starts when the fee is paid and ends when the subscription period expired unless it is renewed. This file is for personal or classroom use only. By using it, you agree that you will not copy or reproduce this file except for your own personal, non-commercial use. HIAS have the right to modify the terms of this agreement at any time; the modification will be effective immediately and shall replace all prior agreements.

You are welcome to:

- download this resource
- save this resource on your computer
- print as many copies as you would like to use in your school
- amend this electronic resource so long as you acknowledge its source and do not share as your own work.

You may not:

- claim this resource as your own
- sell or in any way profit from this resource
- store or distribute this resource on any other website or another location where others are able to electronically retrieve it
- email this resource to anyone outside your school or transmit it in any other fashion.

