

Memphis Group

KS3

Sarah Pook
February 2021
Final version

© Hampshire County Council


Overview

This document contains...

A PowerPoint on the Memphis group design movement

Points to consider when using this resource

Please add and amend as necessary



Memphis Group

MEMPHIS


MEMPHIS

MEMPHIS

MEMPHIS
MILANO

The History

- In the 1960s and 70s, the Italian Architect and Designer Ettore Sottsass became famous for his work designing typewriters for Olivetti
- At the end of the 1970s, he pulled together a group of young designers with radical new ideas. They included Aldo Cibic, Andrea Branzi, Michele De Lucchi, Marco Zanini, Nathalie Du Pasquier, Peter Shire, George Sowden, Matteo Thun, Martine Bedin and Masanori Umeda ...



The Name

The group chose this name as the song 'Stuck inside of mobile with the Memphis blues again' by Bob Dylan was playing when they first met.

They created a collection of objects and furniture that broke all rules of conventional design.

The range of products was launched in Milan (Italy) in 1981

The group disbanded in 1988



Characteristics & Typical Features

- Memphis objects are like children's toys. They have bold patterns and bright colours.
- The designs are often made by putting together simple geometric shapes.
- Many of the designs are asymmetrical.



Characteristics & Typical Features

- As they contain parts of many different shapes, they can be difficult to make.
- Some have been described as 'anti-ergonomic'.
- They use materials in unusual combinations – glass, marble and metal alongside plastic laminates and wood.





MEMPHIS PATTERNS COLLECTION



DISCUSS:

What do you think of the Memphis furniture?

Is it fun or silly to use such bold colours and shapes on such large objects?



RESEARCH:

Find five different types of furniture that Memphis designed, which one is your favourite?



DO:




Design your own Memphis inspired piece of furniture. Make sure you think about colour, shapes and patterns!












MEMPHIS

Design and Technology

sarah.pook2@hants.gov.uk

For further details on the full range of services available please contact us using the following details:


Tel: 01962 874820 or email: hias.enquiries@hants.gov.uk



Upcoming Courses

Keep up-to-date with our learning opportunities for each subject through our Upcoming Course pages linked below. To browse the full catalogue of learning offers, visit our new Learning Zone. Full details of how to access the site to make a booking are provided [here](#).

- [English](#)
- [Maths](#)
- [Science](#)
- [Geography](#)
- [RE](#)
- [History](#)
- [Leadership](#)
- [Computing](#)
- [Art](#)
- [D&T](#)
- [Assessment](#)
- [Support Staff](#)
- [SEN](#)



Terms and Conditions

Terms of licence

Moodle+ subscribers are licenced to access and use this resource and have agreed to pay the annual subscription fee. This authority starts when the fee is paid and ends when the subscription period expired unless it is renewed. This file is for personal or classroom use only. By using it, you agree that you will not copy or reproduce this file except for your own personal, non-commercial use. HIAS have the right to modify the terms of this agreement at any time; the modification will be effective immediately and shall replace all prior agreements.

You are welcome to:

- download this resource
- save this resource on your computer
- print as many copies as you would like to use in your school
- amend this electronic resource so long as you acknowledge its source and do not share as your own work.

You may not:

- claim this resource as your own
- sell or in any way profit from this resource
- store or distribute this resource on any other website or another location where others are able to electronically retrieve it
- email this resource to anyone outside your school or transmit it in any other fashion.

