

De Stijl

KS3

Sarah Pook
February 2021
Final version

© Hampshire County Council




Overview

This document contains...

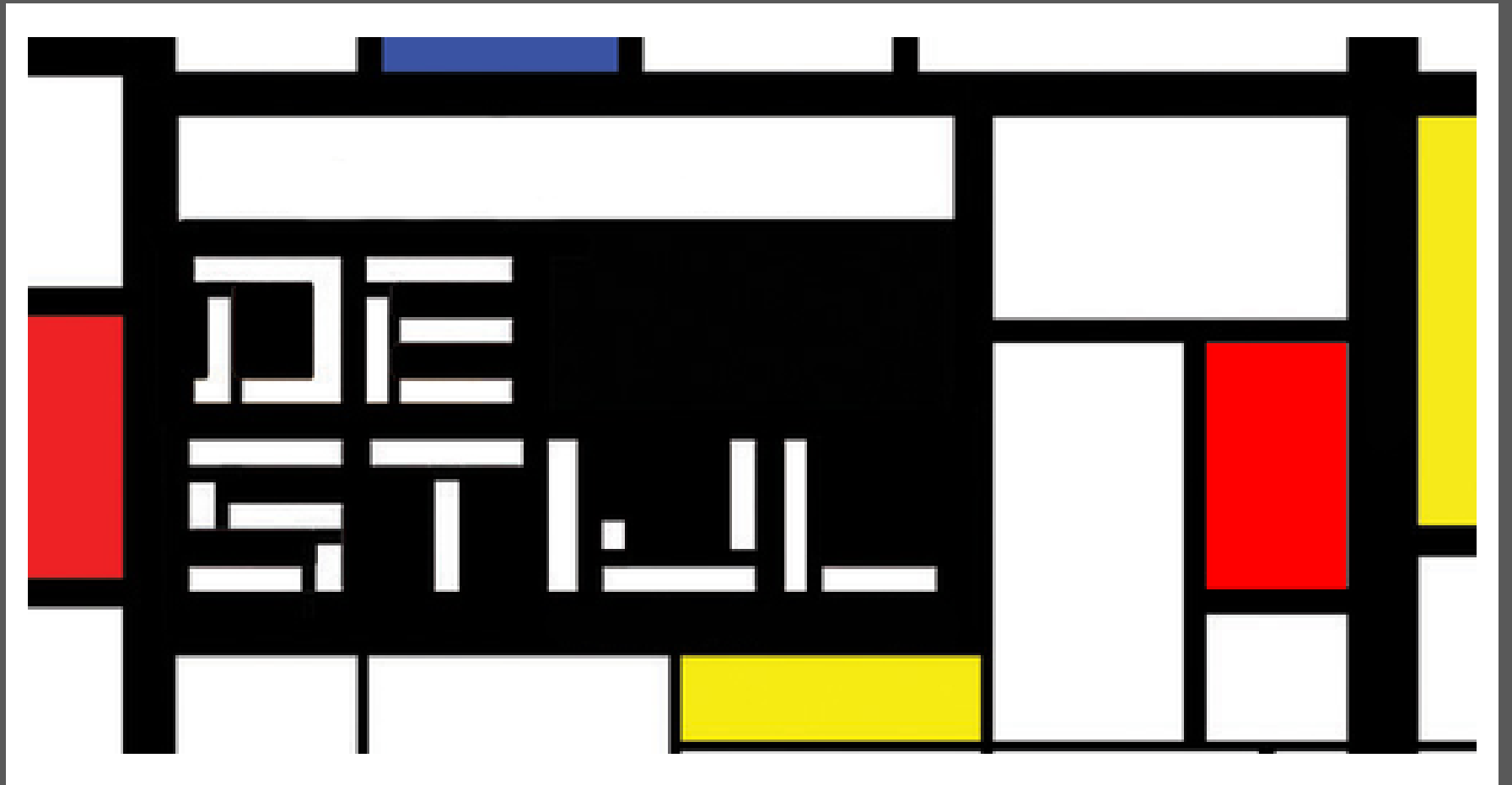
A PowerPoint on the De Stijl design movement

Points to consider when using this resource

Please add and amend as necessary



De Stijl




Background

De Stijl is a Dutch Art & Design movement. It was founded in 1917

Roughly translated De Stijl means “the style”

De Stijl is also the title of a journal that was published by Theo van Doesburg promoting the group’s theories

The other primary members of the group were architects Gerrit Rietveld and J.J.P. Oud, alongside painters Piet Mondrian and Bart van der Leck



Background

In 1915 Van Doesburg began meeting the founder members

Rietveld joined the group in 1918 after its formation

Also in 1918 Van der Leek left the group citing “artistic differences”



Background

- In the 1920's other influences started playing a role such as Russian Constructivism, causing tension between Mondrian and Van Doesburg
- Van Doesburg died in 1931 and the group disbanded shortly afterwards




Key Features

The idea was to promote complete simplicity in both colour and form

As such - black, white, grey, red, yellow and blue were the only colours used and shapes were limited to vertical and horizontal lines

Often these lines were placed in planes and layers that did not intersect, thus allowing individual elements to exist independently





de stijl
de stijl












Who are the
key figures in
the
movement?



What
examples of
De Stijl impact
exist in
contemporary
design?



What reasons might there be behind the movement's enduring impact?






De stijl



Mondrian

Mondrian

Mondrian



STIJL
1917-1931





The image features a central yellow rectangle with the text "De Stijl" in white. This central element is surrounded by a complex arrangement of thick black lines and solid-colored rectangles in red and green. The lines and shapes are arranged in a way that suggests a grid or architectural structure, with some lines extending to the edges of the frame. The overall composition is abstract and geometric, characteristic of the De Stijl movement.


De Stijl

Design and Technology

sarah.pook2@hants.gov.uk

For further details on the full range of services available please contact us using the following details:


Tel: 01962 874820 or email: hias.enquiries@hants.gov.uk



Upcoming Courses

Keep up-to-date with our learning opportunities for each subject through our Upcoming Course pages linked below. To browse the full catalogue of learning offers, visit our new Learning Zone. Full details of how to access the site to make a booking are provided [here](#).

- [English](#)
- [Maths](#)
- [Science](#)
- [Geography](#)
- [RE](#)
- [History](#)
- [Leadership](#)
- [Computing](#)
- [Art](#)
- [D&T](#)
- [Assessment](#)
- [Support Staff](#)
- [SEN](#)



Terms and Conditions

Terms of licence

Moodle+ subscribers are licenced to access and use this resource and have agreed to pay the annual subscription fee. This authority starts when the fee is paid and ends when the subscription period expired unless it is renewed. This file is for personal or classroom use only. By using it, you agree that you will not copy or reproduce this file except for your own personal, non-commercial use. HIAS have the right to modify the terms of this agreement at any time; the modification will be effective immediately and shall replace all prior agreements.

You are welcome to:

- download this resource
- save this resource on your computer
- print as many copies as you would like to use in your school
- amend this electronic resource so long as you acknowledge its source and do not share as your own work.

You may not:

- claim this resource as your own
- sell or in any way profit from this resource
- store or distribute this resource on any other website or another location where others are able to electronically retrieve it
- email this resource to anyone outside your school or transmit it in any other fashion.

